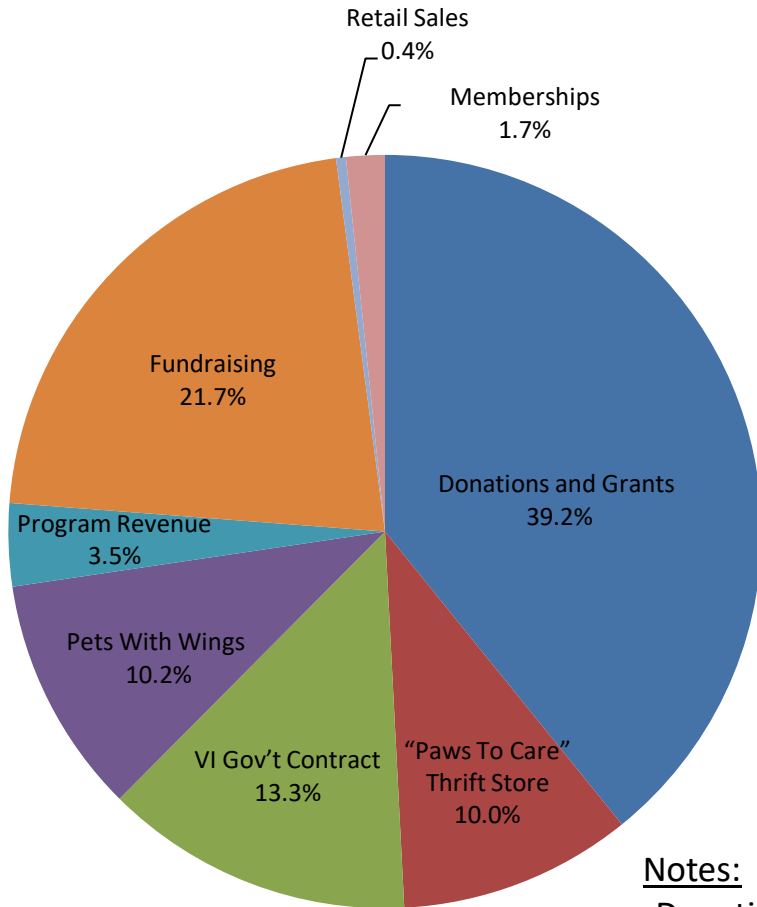


HUMANE SOCIETY OF ST. THOMAS

2022 - Sources of Income



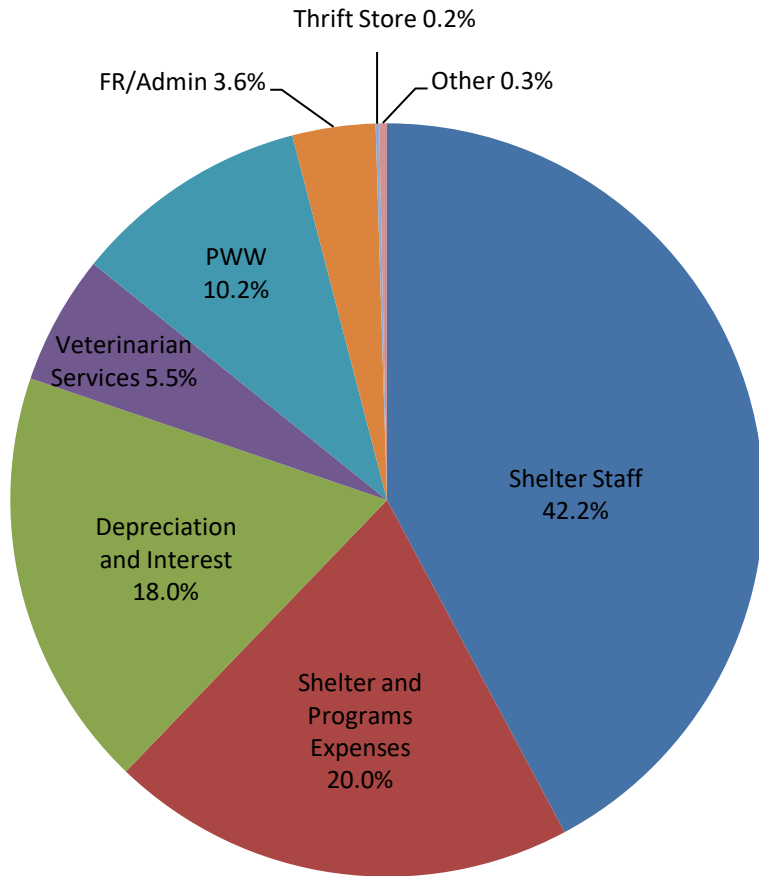
Income	2022	2021
Donations and Grants	\$ 775,358	\$ 580,234
"Paws To Care" Thrift Store	\$ 198,154	\$ 244,931
VI Government (DOA) Contract	\$ 262,500	\$ 175,000
Pets With Wings	\$ 202,138	\$ 104,678
Program Revenue	\$ 70,301	\$ 84,654
Fundraising, Other	\$ 429,685	\$ 119,264
Retail Sales	\$ 8,373	\$ 5,923
Memberships	\$ 32,810	\$ 18,221
TOTAL	\$ 1,979,319	\$ 1,332,905

Notes:

- Donations include \$277K In-Kind from ProSolar lease balance write-off
- Thrift Store Sales – Sales were down, but have rebounded in 2023
- VI Gov't Contract - \$263K FY22 (fraction of operating expenses)
- No large fundraising event in 2021, Ritz Spring Brunch back in 2022
- "Other income" includes \$164K from Employee Retention Credit refunds

HUMANE SOCIETY OF ST. THOMAS

2022 - Expenses



Expenses	2022	2021
Shelter Staff	\$ 725,022	\$ 546,033
Shelter and Program Expenses	\$ 343,821	\$ 364,870
Depreciation and Interest	\$ 310,119	\$ 283,919
Veterinarian Services	\$ 95,387	\$ 106,723
Pets With Wings	\$ 174,772	\$ 212,724
Fundraising and Administrative	\$ 61,268	\$ 19,302
Thrift Store Expenses	\$ 2,622	\$ 3,335
Other (Insurance, etc.)	\$ 5,703	\$ 5,684
TOTAL	\$ 1,718,714	\$ 1,542,590

Notes:

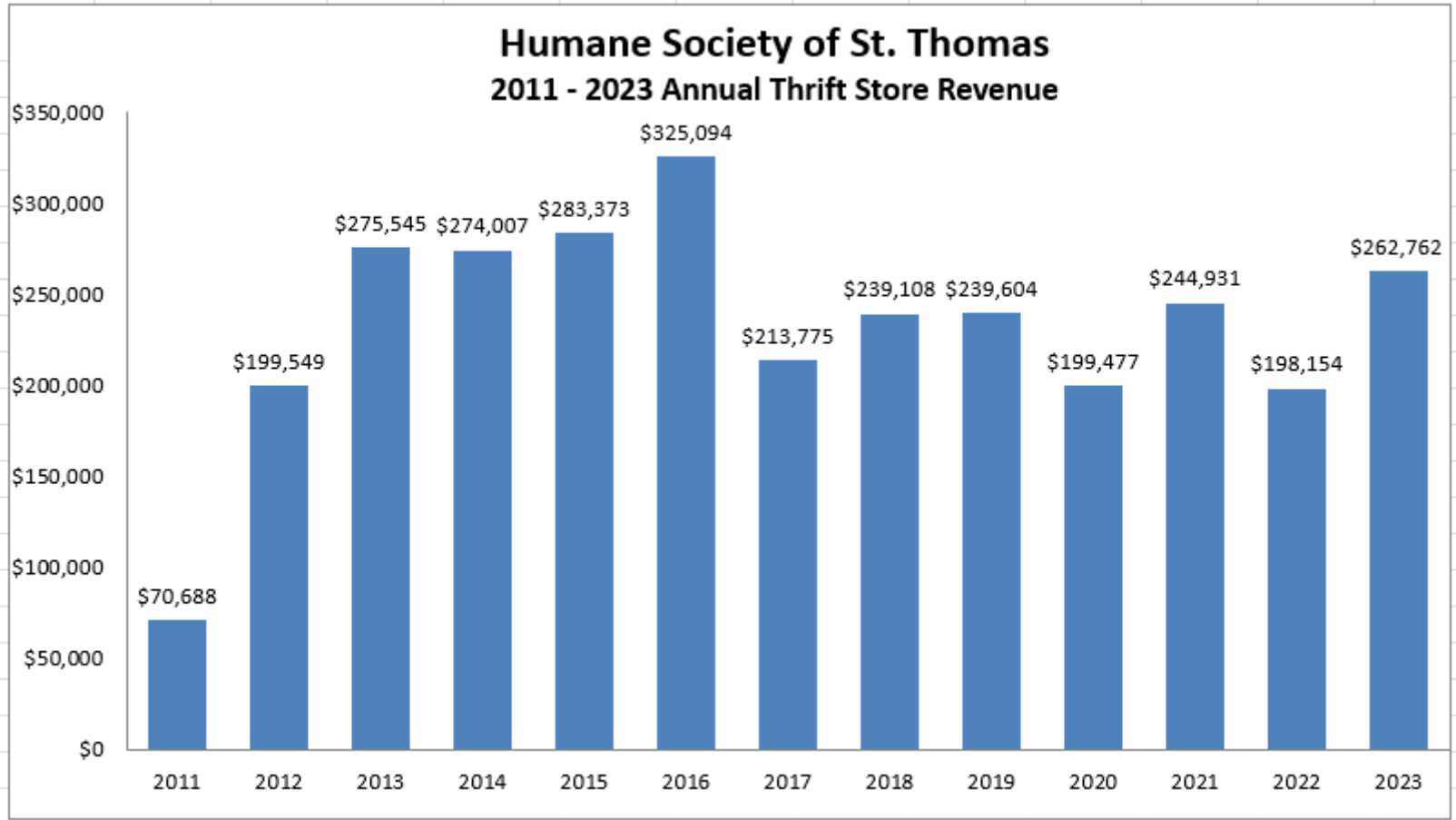
- \$260,605 Net Income (2022) vs. (\$209,685) Net Loss (2021)

HUMANE SOCIETY OF ST. THOMAS

Balance Sheet – Net Assets

	(Preliminary) <u>12/31/2022</u>	(Final) <u>12/31/2021</u>
ASSETS		
Accounts (Bank, Brokerage, CFVI)	\$ 548,563	\$ 577,433
Fixed Assets, net Accumulated Depreciation	9,932,887	10,190,215
Other Assets (Deposits)	5,000	5,000
TOTAL ASSETS	<u>\$ 10,486,450</u>	<u>\$ 10,772,648</u>
LIABILITIES & NET ASSETS		
LIABILITIES		
Accounts Payable	\$ 6,818	\$ 276,624
Loans Payable	2,405,000	2,536,552
TOTAL LIABILITIES	<u>2,411,818</u>	<u>2,813,176</u>
NET ASSETS		
Temporarily Restricted - CFVI	149,613	295,061
Unrestricted - Retained Earnings	7,664,414	7,874,096
Net Income (Loss)	260,605	(209,685)
TOTAL NET ASSETS	<u>8,074,632</u>	<u>7,959,472</u>
TOTAL LIABILITIES & NET ASSETS	<u>\$ 10,486,450</u>	<u>\$ 10,772,648</u>

Note: Financial results are considered “preliminary” until the annual tax return (Form 990) is submitted.

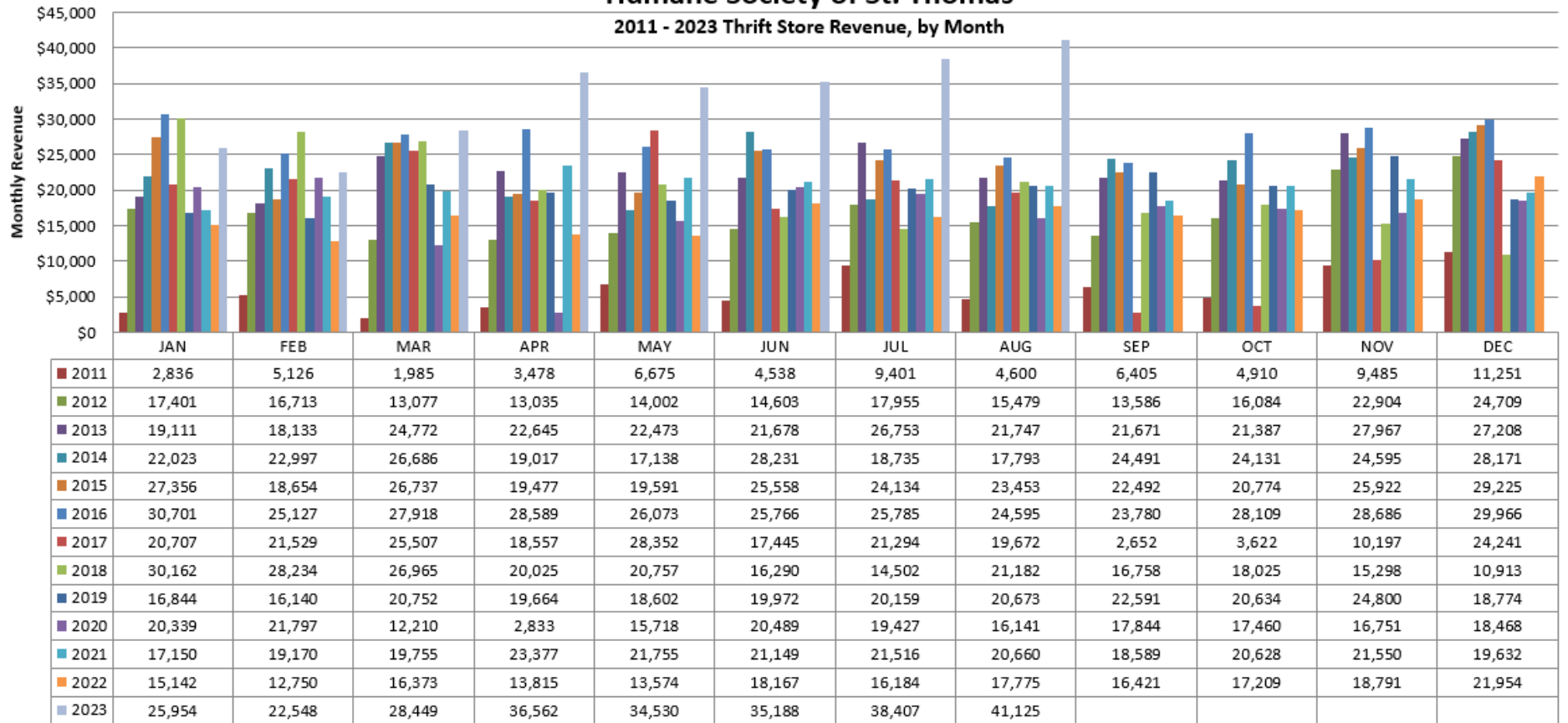


Notes:

- August 2023 YTD Revenue is 112%+ higher than last year to date -- \$263K (2023) vs. \$124K (2022)
- Projected 2023 Revenue is \$400K+ or 23% higher than 2016 (previous highest / record year - \$325K)

Humane Society of St. Thomas

2011 - 2023 Thrift Store Revenue, by Month



	JAN	FEB	MAR	APR	MAY	JUN	JUL	AUG
Y/Y - \$ Change	10,812	9,798	12,076	22,747	20,956	17,021	22,223	23,350
Y/Y - % Change	63.0%	51.1%	61.1%	97.3%	96.3%	80.5%	103.3%	113.0%
YTD - 2022	15,142	27,892	44,265	58,080	71,654	89,821	106,005	123,780
YTD - 2023	25,954	48,502	76,951	113,513	148,043	183,230	221,638	262,762
YTD - \$ Change	10,812	20,610	32,686	55,433	76,389	93,409	115,633	138,982
YTD - % Change	71.4%	73.9%	73.8%	95.4%	106.6%	104.0%	109.1%	112.3%